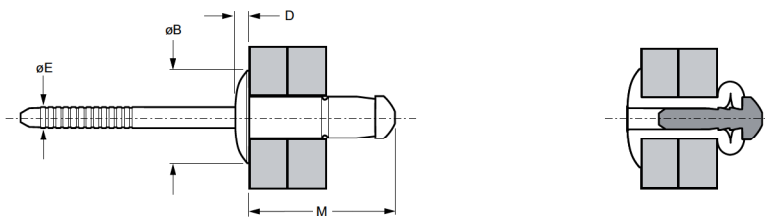








English	Français	Deutsch	Italiano	Español
Dome head	Tête plate	Flachrundkopf	Testa tonda	Cabeza alomada
Body: Stainless steel* Polished	Corps: Inox* Poli	Hülse: Edelstahl* Blank	Corpo: Acciaio inox* Lucido	Cuerpo: Acero inoxidable* Pulido
Stem: Stainless steel** Natural	Tige: Inox** Brut	Dorn: Edelstahl** Unbehandelt	Gambo: Acciaio inox** Nessuna finitura	Vástago: Acero inoxidable** Natural

*: BS 3111 394S17, Werkstoff 1.4567

** : BS 3111 321S31, AISI 321, Werkstoff 1.4541 / AISI 304, Werkstoff 1.4301



Ø nom.					M max.	ØB max.	D max.	ØE max.			Part No.	
	min.	max.	min.	max.								lbf (kN) ^{1) 2)}
1/8" (3.2)	.039 (1.0)	.118 (3.0)	.130 (3.3)	.134 (3.4)	.360 (9.0)	.260 (6.6)	.043 (1.1)	.083 (2.1)	360 (1.60)	450 (2.00)	OBE61-00408	
	.118 (3.0)	.197 (5.0)			.460 (11.5)						382 (1.70)	OBE61-00411
	.197 (5.0)	.276 (7.0)			.560 (14.1)						719 (3.20)	OBE61-00414
5/32" (4.0)	.039 (1.0)	.118 (3.0)	.161 (4.1)	.169 (4.3)	.410 (10.3)	.315 (8.0)	.059 (1.5)	.102 (2.6)	629 (2.80)	899 (4.00)	OBE61-00509	
	.118 (3.0)	.197 (5.0)			.510 (12.9)						1169 (5.20)	OBE61-00512
	.197 (5.0)	.276 (7.0)			.620 (15.6)						1169 (5.20)	OBE61-00516
3/16" (4.8)	.059 (1.5)	.138 (3.5)	.193 (4.9)	.201 (5.1)	.510 (12.8)	.378 (9.6)	.059 (1.5)	.126 (3.2)	1236 (5.50)	1124 (5.00)	OBE61-00611	
	.138 (3.5)	.236 (6.0)			.610 (15.4)						OBE61-00614	
	.236 (6.0)	.335 (8.5)			.730 (18.4)						OBE61-00618	
	.276 (7.0)	.394 (10.0)			.780 (19.9)						OBE61-00619	

dimensions in inches and (mm) / en pouces et (millimètre) / alle Maße in Zoll und (mm) / in pollici e (millimetri) / en pulgadas y (milímetros)

1) typical values / valeurs moyennes / typische Werte / Valori tipici / valores típicos

2) includes stem in shear plane, where applicable / Avec présence de la tige dans le plan de cisaillement / mit Restdorn in Scherebene, wo zutreffend / Include il gambo nel taglio piano, dove applicabile / Cuando esté incluido el vástago en la zona de cortadura